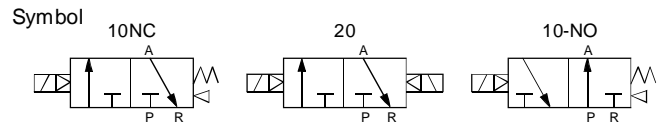


# 3 Port Solenoid Valve

Body Ported

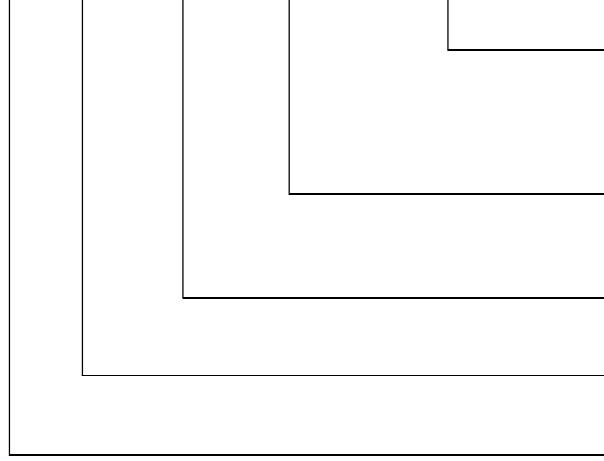
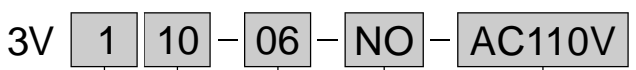
## Series 3V100, 200, 300



### ◆ Specifications

Model	3V110-M5	3V120-M5	3V110-06	3V120-06	3V210-06	3V220-06	3V210-08	3V220-08	3V310-08	3V320-08	3V310-10	3V320-10
Fluid	Air											
Action	Internally piloted											
Port size	In=Out=M5			In=Out=1/8				In=Out=1/4			In=Out=3/8	
Type of actuation	3 port 2 position											
Ambient and fluid temperature	-5~60°C (No freezing)											
Orifice size	5.5mm <sup>2</sup> (Cv=0.31)	12mm <sup>2</sup> (Cv=0.67)	14mm <sup>2</sup> (Cv=0.78)	16mm <sup>2</sup> (Cv=0.89)	25mm <sup>2</sup> (Cv=1.39)	30mm <sup>2</sup> (Cv=1.68)						
Lubrication	Not required											
Operating pressure range	0.15~0.8 MPa											
Proof pressure	1.2 MPa											
Power consumption	AC380V: 2.5VA, AC220V: 2.0VA, AC110V:2.5VA, AC24V: 3.5A, DC24V: 3.0W, DC12V: 2.5W											
Protection	IP65(DIN40050)											
Electrical entry	DIN terminal											
Material of body	Aluminum alloy											
Max.operating frequency	5Hz											
Insulation	F class											
Allowable voltage range	-10%~+10% of rated voltage					-15%~+10% of rated voltage						
Min.activate time	0.05 sec											

### ◆ How to Order



**Rated voltage**

DC12V		DC24V	
AC24V	50/60Hz	AC110V	50/60Hz
AC220V	50/60Hz	AC380V	50/60Hz

**Acting type**

NC	Normally close	NO	Normally open
----	----------------	----	---------------

\* Only single solenoid type has this specification.

**Port size**

M5	06	06	1/8	08	1/4	10	3/8
----	----	----	-----	----	-----	----	-----

**Valve type**

10	Single solenoid	20	Double solenoid
----	-----------------	----	-----------------

**Series**

1	100 Series	2	200 Series	3	300 Series
---	------------	---	------------	---	------------

- II
- VF
- SY
- SYJ
- 4V100
- 4V200
- 4V300
- 4V400
- VT307
- VP
- 3V**
- 2W
- 2WH
- 2L
- 2V
- 2P
- VFA
- SYA
- 4A100
- 4A200
- 4A300
- 3A100
- 3A200
- 3A300
- 3L
- 4L
- 4H
- SL,SH
- 4HV
- HV,K
- 3FM
- 3F
- 4F
- FV
- MSV
- MOV
- JM
- TAC
- HSV
- RE
- ASC
- KA
- ACV
- KS
- QE
- Manifold

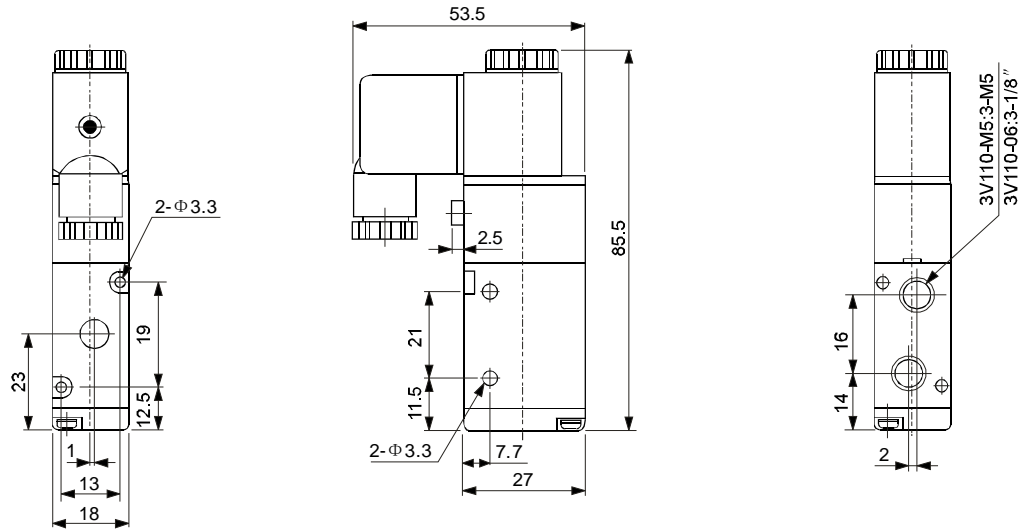
**3 Port Solenoid Valve**

Body Ported

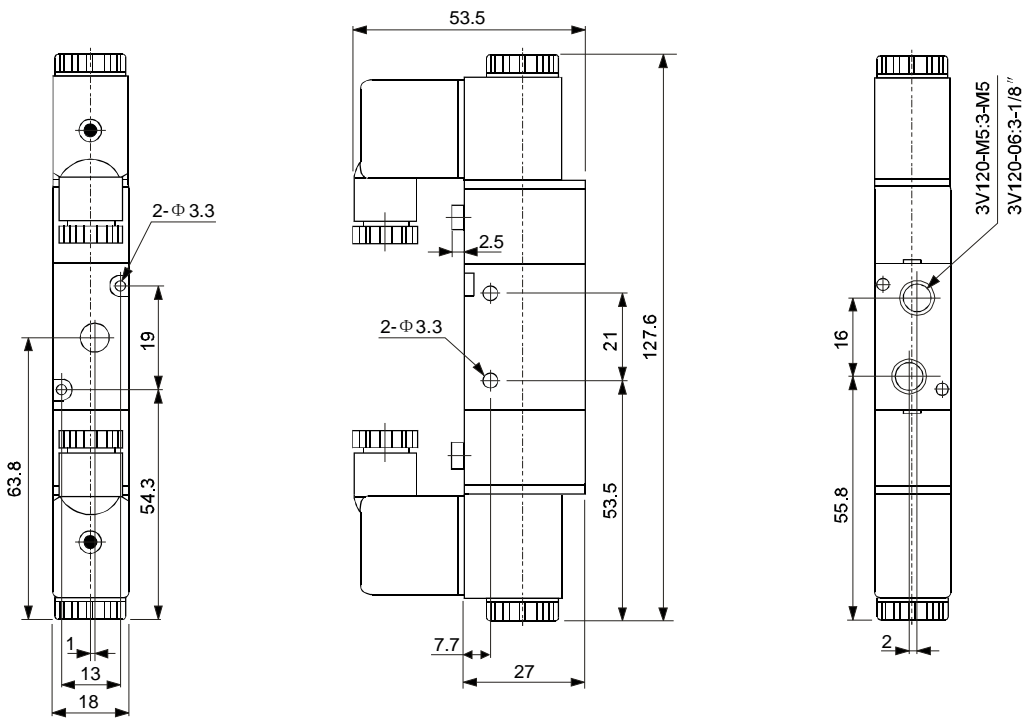
**Series 3V100, 200, 300**

◆ **Dimensions**

**3V110**



**3V120**



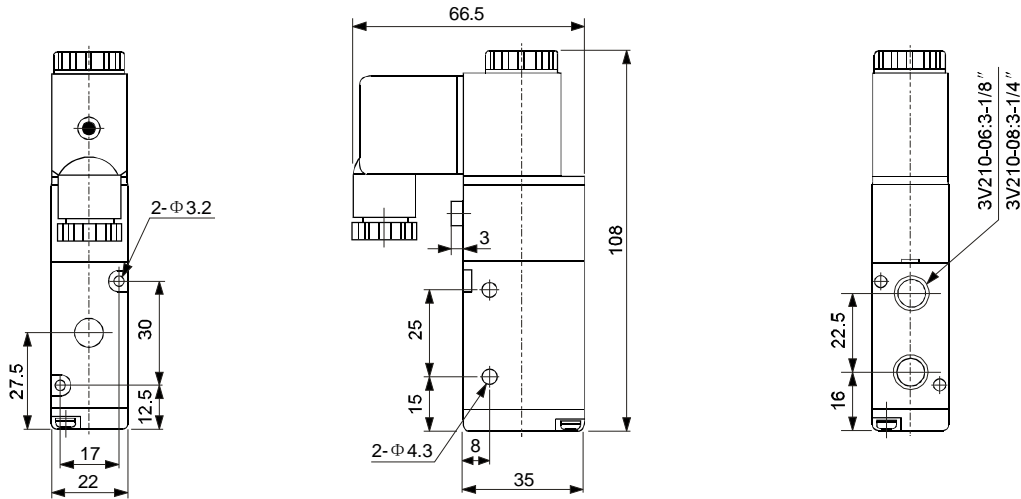
# 3 Port Solenoid Valve

Body Ported

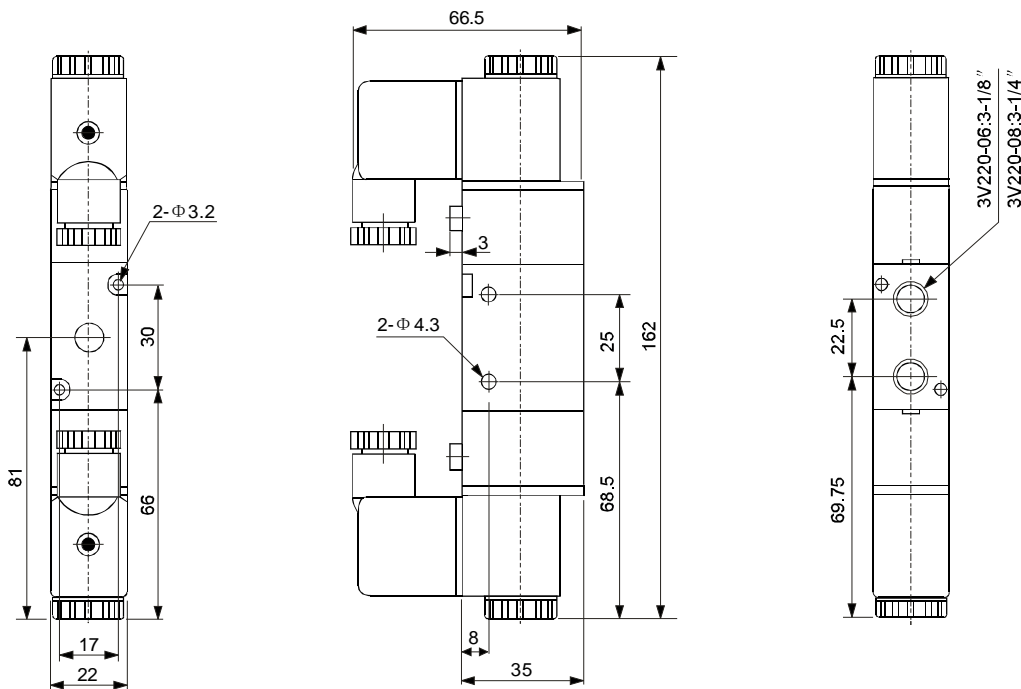
## Series 3V100, 200, 300

**ANSSION**  
PNEUMATIC & HYDRAULIC

3V210



3V220



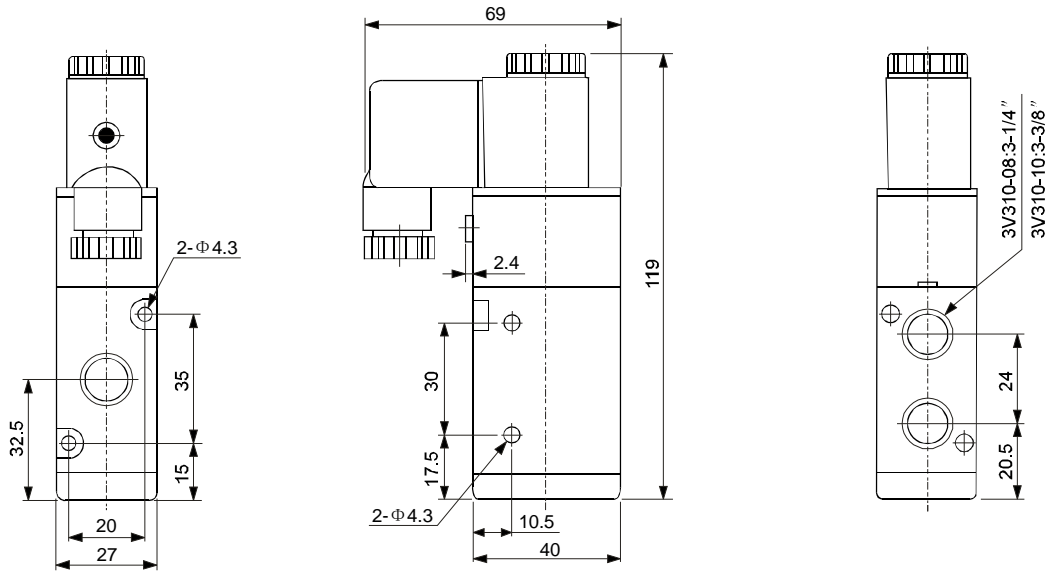
II
VF
SY
SYJ
4V100
4V200
4V300
4V400
VT307
VP
<b>3V</b>
2W
2WH
2L
2V
2P
VFA
SYA
4A100
4A200
4A300
3A100
3A200
3A300
3L
4L
4H
SL,SH
4HV
HV,K
3FM
3F
4F
FV
MSV
MOV
JM
TAC
HSV
RE
ASC
KA
ACV
KS
QE
Manifold

**3 Port Solenoid Valve**

Body Ported

**Series 3V100, 200, 300**

**3V310**



**3V320**

